

Passenger Locator Form (PLF) - obrazac neophodan za ulazak u Grčku

U nastavku možete videti kako izgleda i koje informacije treba da pripremite – korak po korak. Formular se popunjava latinicom i ne koriste se ć, č, ž, š (samo c, z s)

Formular se nalazi na linku: <https://travel.gov.gr/>

govgr BETA

Protocol for Arrivals in and Departures from Greece

Welcome to Greece!

All travellers must complete their PLF until the day before entering the country and leaving the country, providing detailed information on their point of departure, the duration of previous stays in other countries, and the address of their stay while in Greece. In case of multiple stays, they are required to provide the address for the first 24 hours at least. One PLF should be submitted per family.

- Travellers will receive a confirmation email upon submission of the PLF.
- Travellers will receive the PLF with their unique Quick Response (QR) code on the day of their scheduled arrival in Greece and will be notified via email (the QR code will be provided in a link in the confirmation email).
- Travellers boarding or embarking on the previous day of the arrival will be allowed to do so upon showing the confirmation email, since they will receive their QR code during their flight or voyage.

The PLF can also be found on the Visit Greece app and at travel.gov.gr. It is strongly recommended that all visitors download the Visit Greece app (GDPR compliant) for free, prior their arrival in Greece.

Start Here > --> POCETAK / REGISTRACIJA ili LOGOVANJE

Ispod navedene forme su detaljno navedeni protokoli koji su trenutno vazeci za ulazak u Grcku, kao i detalji oko rezima rada granicnih prelaza (objavljeni od strane Vlade Grcke).

Navedeni protokoli su na engleskom jeziku.

Na linku <https://mfa.gov.rs/gradjani/putovanje-u-inostranstvo/covid-19-uslovi-za-putovanje> mozete pogledati sazeti prevod navedenih protokola i rezima rada (Ministarstvo spoljnih poslova Republike Srbije)-proveriti datum azuriranja.

1. REGISTRACIJA EMAIL ADRESE (koja se koristi za popunjavanje formulara i na koju ce stici QR kod koji je neophodan za putovanje)



govgr BETA



Protocol for Arrivals in and Departures from Greece

[← Back](#)

Passenger Locator Form (PLF)

Register

Email Ukucava se email adresa koja ce se koristiti za popunjavanje PLF formulara i na koju ce stici QR kod za putovnje.



Password

Confirm Password

Submit

--> Kada se popuni email i sifra, salje se zahtev za registraciju ("SUBMIT").
Na navedenu email adresu stize link za verifikaciju i moze se nastaviti sa logovanjem i popunjavanjem.

2. LOGIN za popunjavanje PLF obrasca



Protocol for Arrivals in and Departures from Greece

[← Back](#)

Passenger Locator Form (PLF)

Login

Email / Ukucava se email adresa i sifra koje su unete prilikom registracije

Password



[Register](#) | [Reset Password](#)

Submit

--> Pocetak popunjavanja PLF

3. SAGLASNOST sa protokolima

U narednom delu je potrebno stikirati da ste saglasni sa protokolima i da ce svi uneseni podaci biti tacni. Takodje, treba navesti da ce biti popunjen jedan PLF formular za jednu porodicu (my family/hosehold) ili saputnike koji borave u istoj smestajnoj jedinici (svi putnici koji se nalaze na istom vauceru).



Protocol for Arrivals in and Departures from Greece

[← Back](#)

Passenger Locator Form (PLF) – Please fill this form in English

Before you begin

- I have read the [protocol](#).
- I will fill out and submit the form completely, correctly, and truthfully.
- I will submit only one PLF form for my family / household.

By inserting your data hereunder you acknowledge that such data will be processed in order to protect public health against the COVID_19 pandemic (ar. 9 par. 2 i, Greek Law 4624/2019 ar. 22 par. 1 c). Furthermore, in case that your country of origin/ domicile is outside EEA and there is no adequacy decision, your personal data must be transferred to your Embassy or consulate according to ar. 49 par. 1 d of GDPR.

Continue

4. OZNACITE DA ULAZITE U ZEMLJU



Protocol for Arrivals in and Departures from Greece

[← Back](#)

Passenger Locator Form (PLF) – Please fill this form in English

Travel Direction

 I am coming to Greece I am leaving Greece (applicable only for Greek citizens and permanent residents)[Continue](#)

5. OZNACITE VRSTU PREVOZA (AUTOBUS/AUTOMOBIL, AVION, BROD)



Protocol for Arrivals in and Departures from Greece

[← Back](#)

Passenger Locator Form (PLF) – Please fill this form in English

Transportation Type

Please select how you will be travelling

 Ground (Bus / Train / Car) Aircraft Cruise Ship Ferry Ship[Continue](#)

6. ZA PUTNIKE KOJI KORISTE SOPSTVENI PREVOZ (AUTOMOBIL)

1 2 3 4 5 6 7 8 9 10 11 12

Passenger Locator Form (PLF) – Please fill this form in English

Ground Transportation Type

Please select which ground transport will you be using

Bus

Train

Car

Please fill in the information with regards to your transportation

Plate Number / registracija vozila

Ovo treba da bude stiklirano samo u slucaju sluzbenog puta

I hereby certify that I am a professional driver (e.g. truck driver,) in order to be exempt from the 24 hour PLF submission rule.

Date of travel / entrance in the country / datum ulaska u Grcku

Point of entry in the country / granicni prelaz *** (pogledajte objasnjenje u tekstu)

Select Entry Point

* The points of entry / exit marked with a star are open to Greek citizens, holders of a residence permit or permanent residents of Greece, trucks carrying international cargo, persons entering for absolutely necessary professional travel (which needs to be properly documented). Additionally:

- The points of entry / exit at Kakavia and Kristallopigi are open to holders of a Special Expatriate Identity Card.
- The point of entry / exit at Evzonoi is open to ambulances transporting EU or EULEX diplomatic, military or administrative personnel or their family members to hospitals in Thessaloniki.

Continue

***** Granicni prelaz Evzoni (Severna Makedonija-Grcka), Doirani (Dojran, Severna Makedonija-Grcka), Niki (Severna Makedonija-Grcka), Promachonas (Bugarska-Grcka) i jos 7 granicnih prelaza rade 24h bez ogranicenja.**

Ovi podaci važe za putovanja od 03.07.2021. (u slučaju promene propisa, podaci za popunjavanje PLF obrasca će biti ažurirani).

7. POTVRDA O ISPUNJENIM USLOVIMA ZA ULAZAK U GRCKU (ZDRAVSTVENI PROTOKOLI)



◀ Back

Passenger Locator Form (PLF) – Please fill this form in English

Health Questions

Please provide all the necessary information.

Which of the following credentials are you bringing to enter the country? / Koji od neophodnih uslova za ulazak u zemlju je ispunjen?

- Complete Vaccination / završena revakcinacija (minimum 14 dana od revakcinacije do ulaska u zemlju) *
- Negative PCR taken no more than 72 hours before my arrival or a negative antigen (rapid) / negativan PCR test ne stariji od 72 sata ili test taken no more than 48 hours before my arrival negativan ANTIGENSKI (brzi) test ne stariji od 48 sata pre ulaska u zemlju **
- Recovery from COVID in the past 30 to 180 days / prelezan Covid 19 u periodu od 30 do 180 dana pre ulaska u Grcku *** - vazi od 03.07. (po prethodnoj odluci, koja je vazila zakljucno sa 02.07., uslov je bio prelezan Covid 19 u periodu od 2 do 9 meseci pre ulaska u Grcku)

Continue

*** U slučaju da je vakcina potvrda za ulazak u Grcku, otvaraju se dodatna polja:**

1. država u kojoj je izvršena vakcinacija (Srbija)
2. proizvođač/tip vakcine (Astra Zeneca/Oxford, PfizerbioNtech, Moderna, Gamaleya (Sputnik), Sinopharm...)
3. datum revakcinacije (tj. poslednje neophodne doze vakcine)

**** Negativan PCR ili ANTIGENSKI test** (uradjeni u referentnoj laboratoriji (državnoj ili ovlašćenoj privatnoj)) moraju biti i na engleskom jeziku.

***** Kao dokaz da je prelezan COVID-19** u periodu od 30 do 180 dana pre ulaska u Grcku prilaze se:

- pozitivan PCR ili ANTIGENSKI test, uradjen u referentnoj laboratoriji (državnoj ili ovlašćenoj privatnoj)) i na engleskom jeziku, u periodu od 30 do 180 dana pre ulaska u Grcku ili
- potvrda (sertifikat) o prelezanom COVID-19 (na engleskom jeziku), koja se izdaje 30 dana nakon prvog pozitivnog testa i važi 180 dana.

Ovi uslovi vaze za sve odrasle osobe i decu stariju od 12 godina (oslobodjena su deca do 12 godina (11,99)).

8. LICNI PODACI



Protocol for Arrivals in and Departures from Greece

[← Back](#)

Passenger Locator Form (PLF) – Please fill this form in English

Personal Information

Personal Information

Last (family) name / prezime

First (given) name / ime

Middle Initial (Optional) / srednje ime (opcija)

Your Sex / pol

 Male

 Female

 Other

Age / uzrast (godine starosti)

Enter your age

ID Document Type / dokument sa kojim se putuje

 National ID

 Passport

Passport Number / broj pasosa

Phone number(s) where you can be reached if needed.

Mobile Phone Number / broj telefona koji putnik nosi na put

Enter a plus sign (+) followed by your country code and your phone number, e.g. +30699123456.

Business Phone Number (Optional) / poslovni broj (opcija)

Enter a plus sign (+) followed by your country code and your phone number, e.g. +30699123456.

Home Phone Number (Optional) / kućni broj (opcija)

Enter a plus sign (+) followed by your country code and your phone number, e.g. +30699123456.

Other Phone Number (Optional) / drugi brojevi (opcija)

Enter a plus sign (+) followed by your country code and your phone number, e.g. +30699123456.

Email Address / email adresa koja je korisčna za login

Enter your username/mailbox name followed by the @ symbol and the domain name, e.g. jsmith@example.com.

Please make sure you enter a valid email address in order to receive your PLF.

9. ADRESA STANOVANJA

[◀ Back](#)

Passenger Locator Form (PLF) – Please fill this form in English

Permanent Address / adresa stanovanja

Please fill in the address of your permanent residence

Country / drzava

State / Province

City / grad

ZIP / Postal Code / postanski broj

Street / ulica

Street Number / broj

Apartment Number / Cabin Number (Optional) / broj stana (opcija)

Previously Visited Country (Optional) / poseta druge drzave u proteklih 14 dana (opcija)

If in the 14 days prior to your arrival / departure you have stayed in a country (not transit) other than your permanent address, declare below the name of country.

10. ADRESA BORAVKA U GRCKOJ (***) za apartmanski smestaj iz nase ponude, podaci se nalaze na nasem sajtu: http://www.sabra.rs/downloads/vile_2021_podaci_plf.pdf, a za hotelski smestaj, podatke mozete pronaci na sajtovima hotela)



[← Back](#)

Passenger Locator Form (PLF) – Please fill this form in English

Temporary Address / adresa boravka u Grckoj

Please list all the places you will be staying at during the 14 days following your arrival / departure (Permanent Address listed before is excluded).

Country / drzava

Greece

City / grad (mesto) ***

ZIP / Postal Code / postanski broj ****

Hotel name (if any)(Optional)

Cruise Ship Name

Street / ulica ***

Apartment Number / Cabin Number (Optional) / broj apartmana (opcija)

Please check if there is a second temporary address.
Stiklira se ukoliko se boravi na vise razlicitih mesta u Grckoj.

Continue

11. KONTAKT OSOBE ZA HITNE SLUCAJEVE

govgr
BETA

Protocol for Arrivals in and Departures from Greece

[← Back](#)

Passenger Locator Form (PLF) – Please fill this form in English

Emergency Contact Information

KONTAKT OSOBA ZA HITNE SLUCAJEVE

Someone who can reach you during your trip.

Last (family) name / prezime

First (given) name / ime

Country / drzava

City / grad

Mobile Phone Number / mobilni broj telefona

Enter a plus sign (+) followed by your country code and your phone number, e.g. +306989123456.

ukucava se sa pozivnim brojem za drzavu, npr: +381...

Other Phone Number (Optional) / drugi brojevi telefona (opcija)



Enter a plus sign (+) followed by your country code and your phone number, e.g. +306989123456.

Email Address / email adresa kontakt osobe

Enter your username/mailbox name followed by the @ symbol and the domain name, e.g. jsmith@example.com.

[Continue](#)

12. SAPUTNICI - NA JEDNOM VAUCERU (ISTA PORODICA-FAMILY/SAME HOUSEHOLD ili OSTALI SAPUTNICI KOJI NISU ISTA PORODICA-NON FAMILY/NON SAME HOUSEHOLD)

**Protocol for Arrivals in and Departures from Greece**

[← Back](#)

Passenger Locator Form (PLF) – Please fill this form in English

Travel Companions – Family

ADD FAMILY MEMBER

Last (family) name

First (given) name

Seat Number (Optional)

Age
Enter your age

REMOVE FAMILY MEMBER 1

Continue

Ukoliko ima vise clanova porodice, svkog pojedinačno dodajete na “dugme”: ADD FAMILY MEMBER, ili ukoliko zelite da izbrisete nekog dodatog clana, idete na “dugme”: REMOVE FAMILY MEMBER

Ista procedura je i za NON FAMILY MEMBERS

Na kraju na “dugme” SUBMIT se formular salje u bazu, a na dati mejl se dobija potvrda da je zahtev za dobijanjem QR koda u proceduri.

Kada dobijete QR kod, obrazac sa QR kodom mozete poneti na put u elektronskoj formi ili odstampati (stampaње obrasca sa QR kodom, kao i potvrde o ispunjenim zdravstvenim protokolima za ulazak u zemlju, je poželjno zbog brze procedure na granicama).

*****Svi putnici koji idu na granični prelaz Promahonas (autobuski ili sopstveni prevoz) moraju imati ODŠTAMPAN:**

- PLF obrazac sa QR kodom ili mejl koji se dobija nakon uspešno popunjenog PLF obrasca (ukoliko do polaska na put ne stigne QR kod)
- potvrdu o ispunjenim zdravstvenim protokolima za ulazak u zemlju (potvrda o vakcinaciji, rezultat PCR/antigenog testa, potvrda o preležanom COVID-19 itd.)

Ukoliko ste primetili da neki podatak na poslatom formularu nije tacan, mozete uraditi ispravak do 24h pred ulazak u Grcku ili dok ne dobijete QR kod.

Potrebno je da pristupite aplikaciji kao prilikom prvobitnog popunjavanja formulara:

- na strani <https://travel.gov.gr/> → LOGIN (ukucava se email adresa i sifra) →
- u zaglavlju desno imate opciju “My Dashboard”, gde su navedeni podaci iz popunjenog formulara, koje mozete izmeniti



za izbor opcije “My Dashboard”